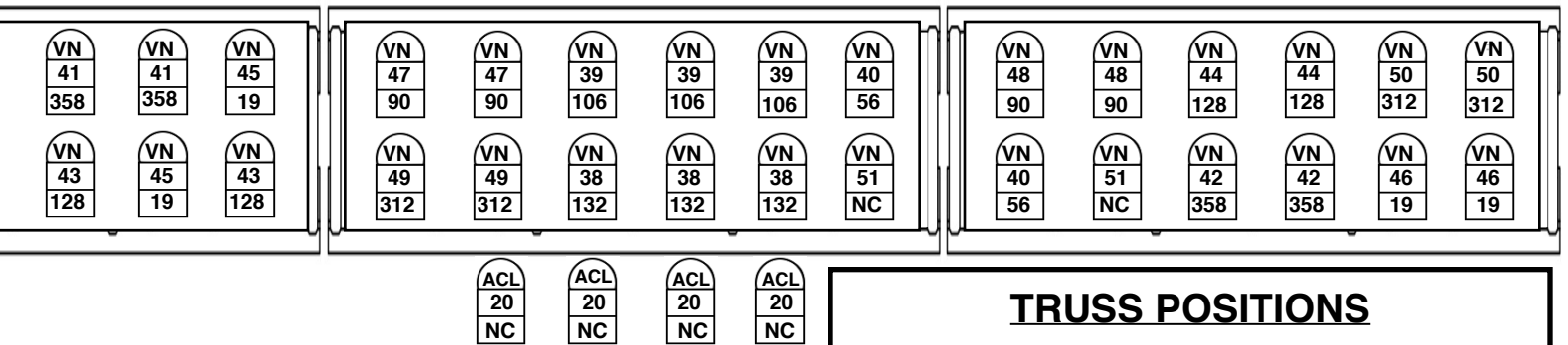


**NOTE**

Please have all the lamps on the Up Stage and Mid Stage either Very Narrow or Narrow. All the Down Stage should be Mediums.

Also, Please spin ALL the lamps Vertical so the persons climbing up to focus wont have to do it in the air.



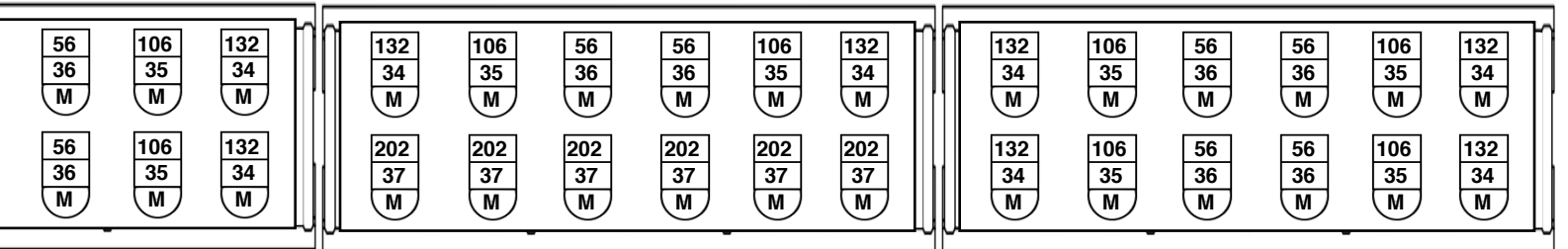
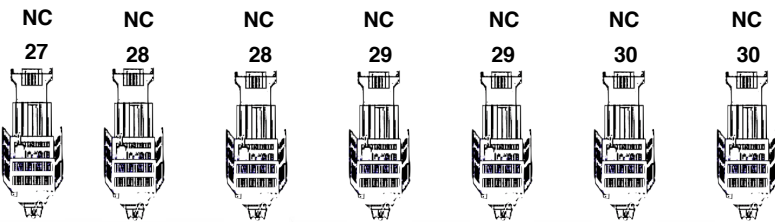
**TRUSS POSITIONS**

The suggested depths on a 60' x 40' Stage from the Downstage edge is as follows:


UP Stage = 35'  
MID Stage = 18'  
Down Stage = -5'

\*All measurements stated here, are subject to change, during the Advance.

All Leko's are 19\*



32



31

